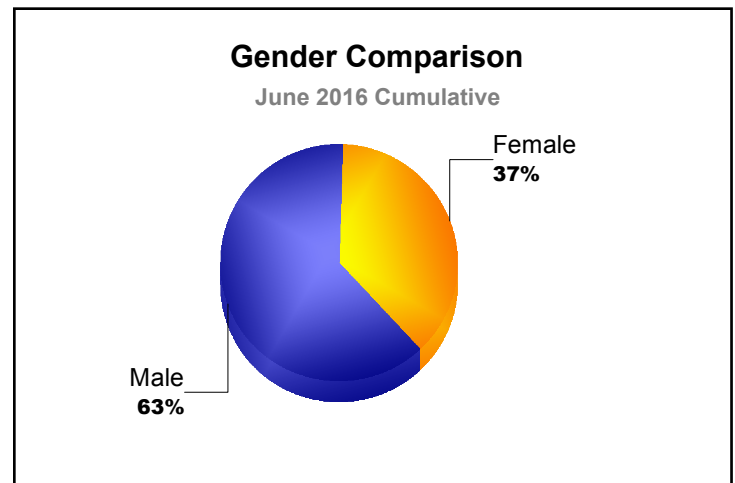
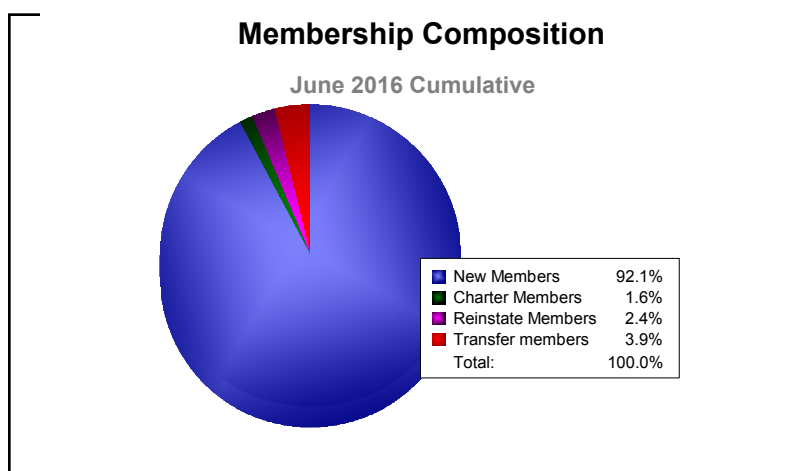
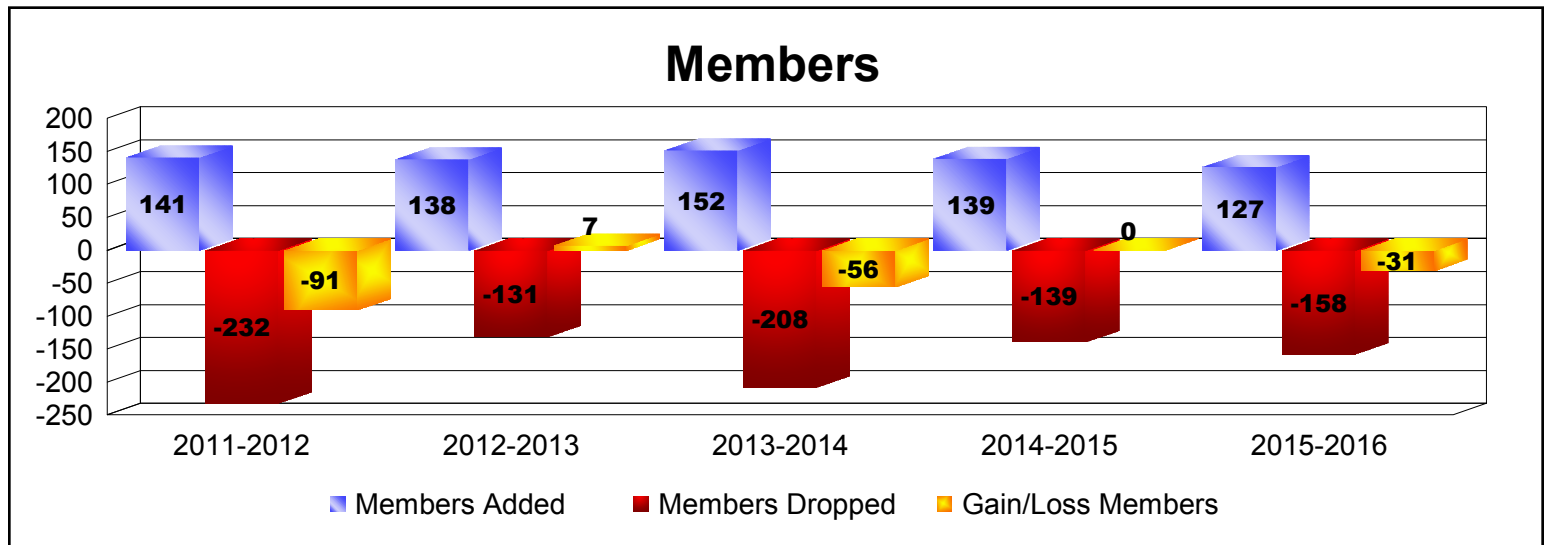
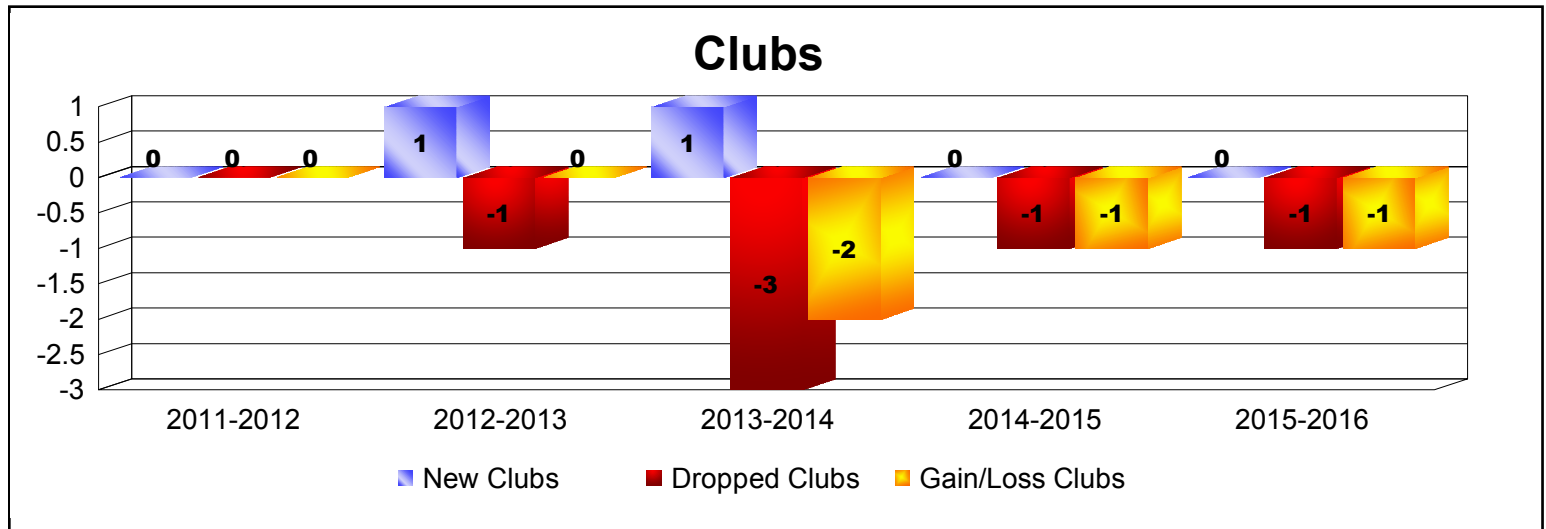
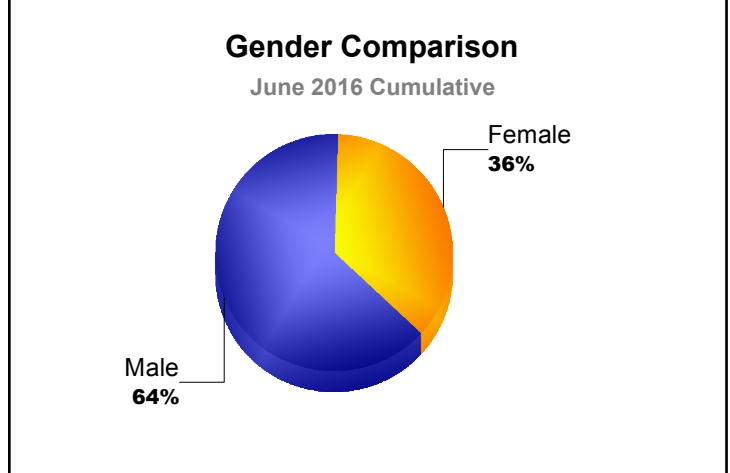
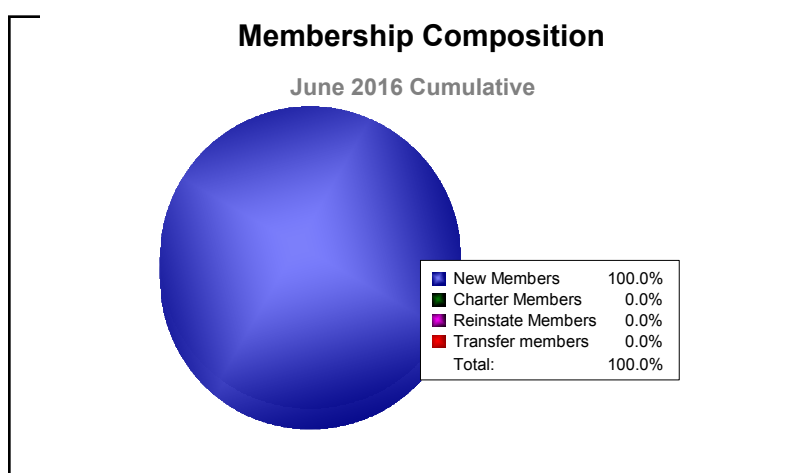
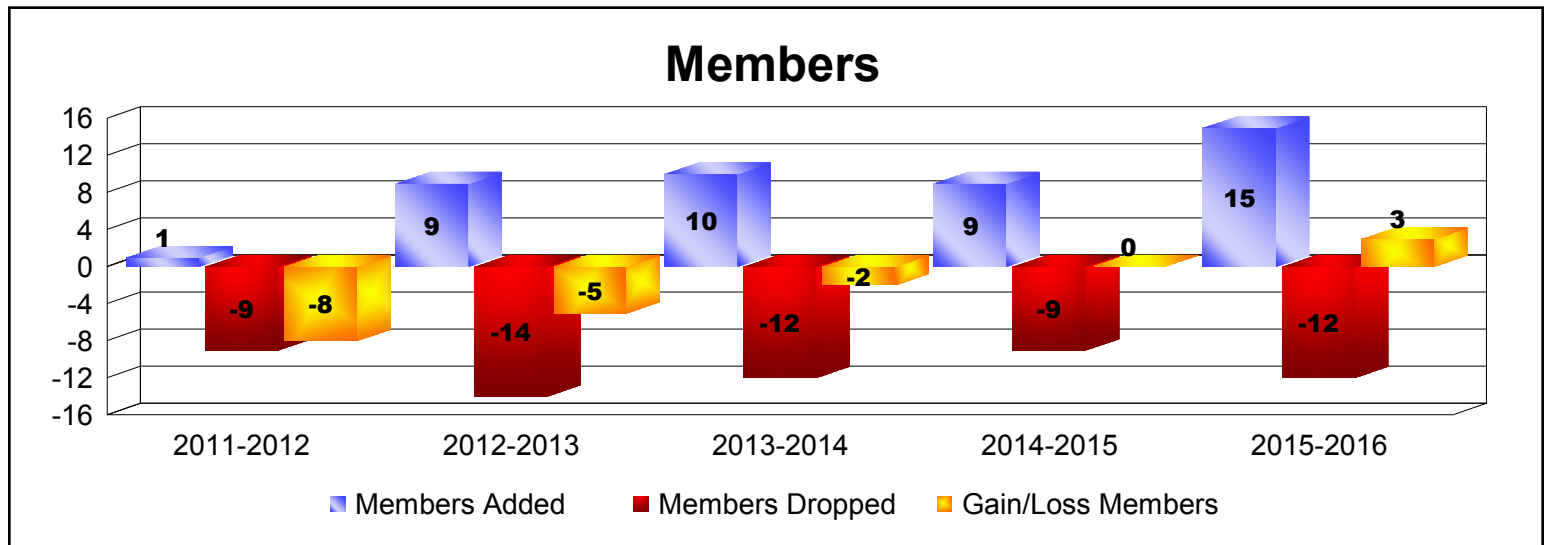
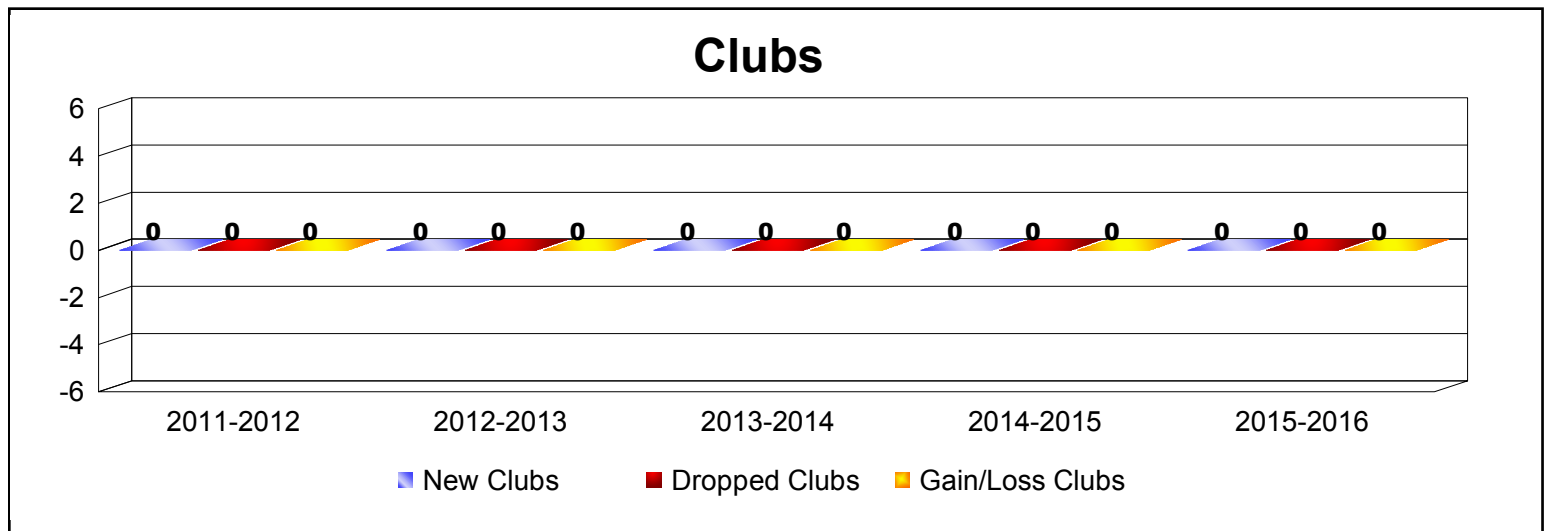


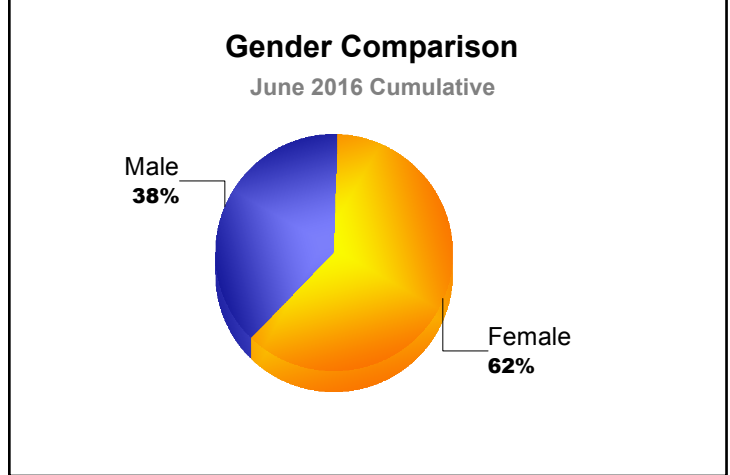
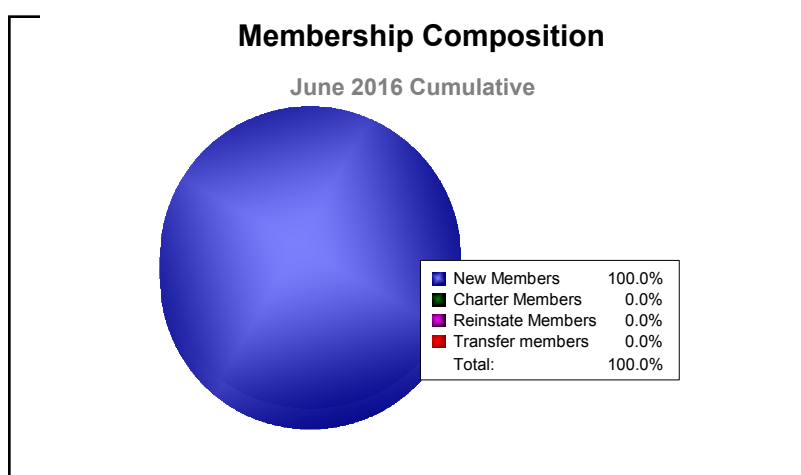
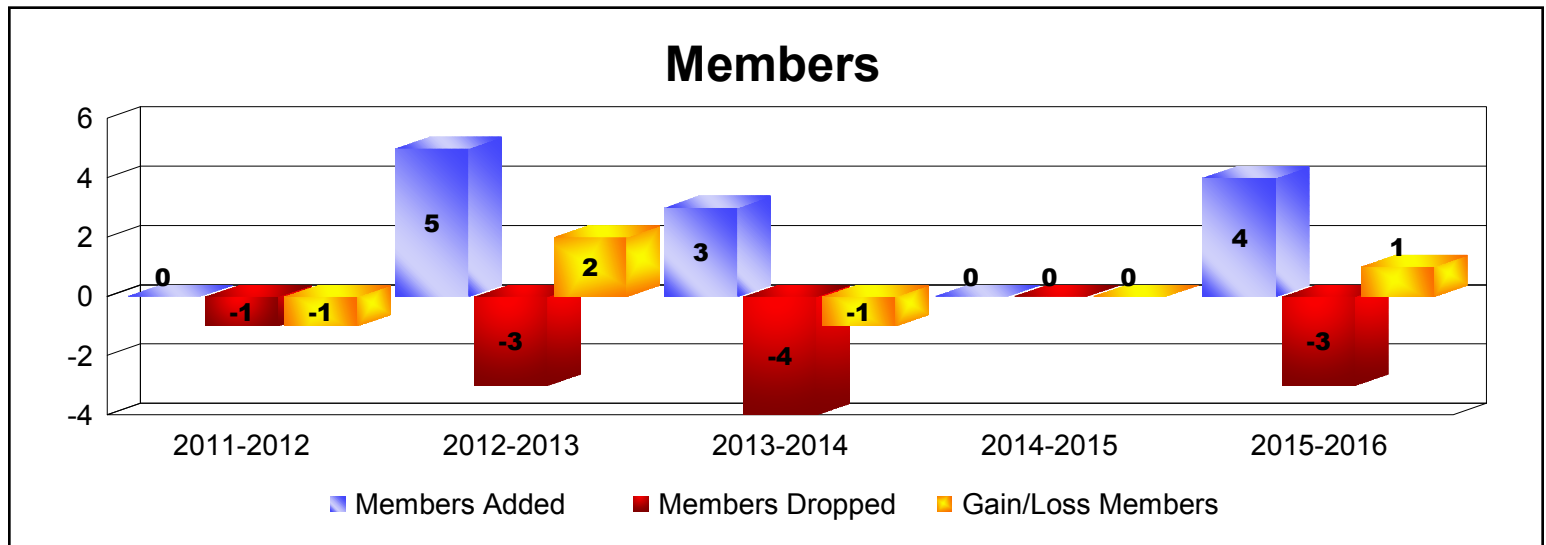
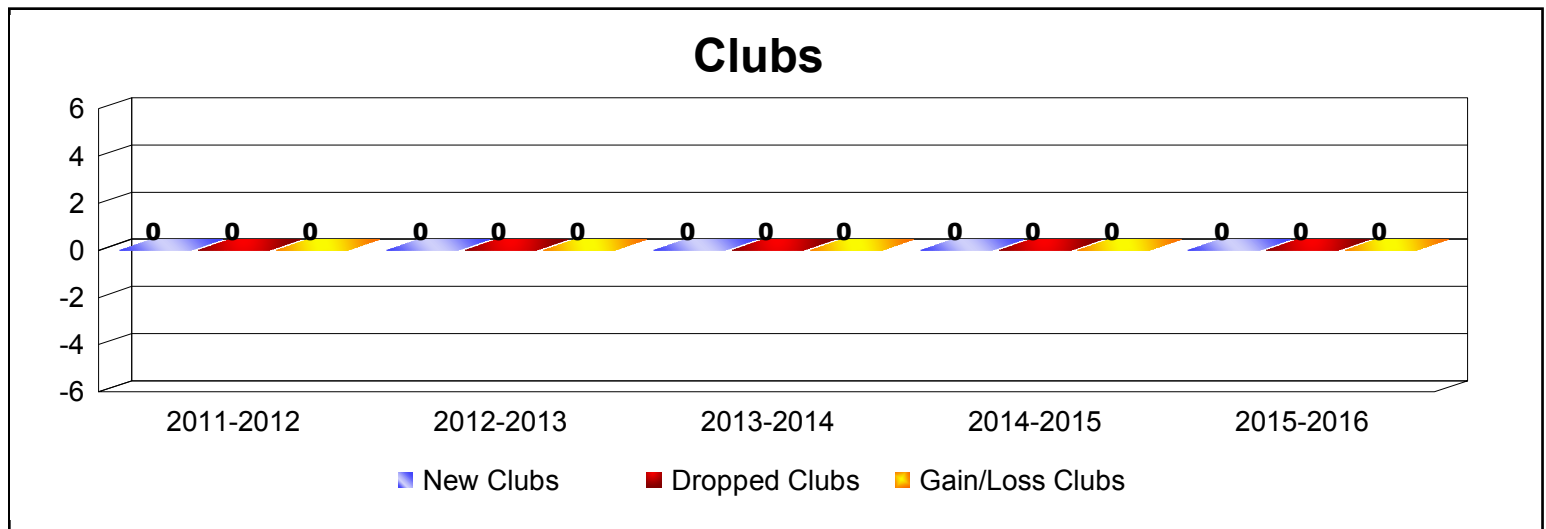
Year	New Clubs	Dropped Clubs	Gain/ Loss Clubs	New Members	Charter Members	Reinstate Members	Transfer Members	Total Member Added	Total Members Dropped	Gain/ Loss Members
2011-2012	0	0	0	99	0	42	0	141	-232	-91
2012-2013	1	-1	0	108	25	4	1	138	-131	7
2013-2014	1	-3	-2	118	20	9	5	152	-208	-56
2014-2015	0	-1	-1	125	4	2	8	139	-139	0
2015-2016	0	-1	-1	117	2	3	5	127	-158	-31
<b>Average</b>	<b>0</b>	<b>-1</b>	<b>-1</b>	<b>113</b>	<b>10</b>	<b>12</b>	<b>4</b>	<b>139</b>	<b>-174</b>	<b>-34</b>



Year	New Clubs	Dropped Clubs	Gain/ Loss Clubs	New Members	Charter Members	Reinstate Members	Transfer Members	Total Member Added	Total Members Dropped	Gain/ Loss Members
2011-2012	0	0	0	1	0	0	0	1	-9	-8
2012-2013	0	0	0	8	0	0	1	9	-14	-5
2013-2014	0	0	0	10	0	0	0	10	-12	-2
2014-2015	0	0	0	9	0	0	0	9	-9	0
2015-2016	0	0	0	15	0	0	0	15	-12	3
<b>Average</b>	<b>0</b>	<b>0</b>	<b>0</b>	<b>9</b>	<b>0</b>	<b>0</b>	<b>0</b>	<b>9</b>	<b>-11</b>	<b>-2</b>



Year	New Clubs	Dropped Clubs	Gain/ Loss Clubs	New Members	Charter Members	Reinstate Members	Transfer Members	Total Member Added	Total Members Dropped	Gain/ Loss Members
2011-2012	0	0	0	0	0	0	0	0	-1	-1
2012-2013	0	0	0	5	0	0	0	5	-3	2
2013-2014	0	0	0	3	0	0	0	3	-4	-1
2014-2015	0	0	0	0	0	0	0	0	0	0
2015-2016	0	0	0	4	0	0	0	4	-3	1
<b>Average</b>	<b>0</b>	<b>0</b>	<b>0</b>	<b>2</b>	<b>0</b>	<b>0</b>	<b>0</b>	<b>2</b>	<b>-2</b>	<b>0</b>



Year	New Clubs	Dropped Clubs	Gain/ Loss Clubs	New Members	Charter Members	Reinstate Members	Transfer Members	Total Member Added	Total Members Dropped	Gain/ Loss Members
2011-2012	0	0	0	0	0	0	0	0	-6	-6
2012-2013	0	0	0	0	0	0	0	0	0	0
2013-2014	0	-1	-1	0	0	0	0	0	-7	-7
Average	0	0	0	0	0	0	0	0	-4	-4

